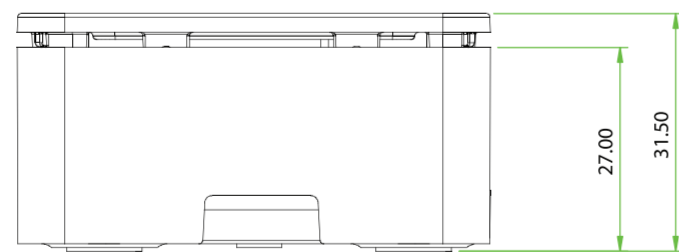
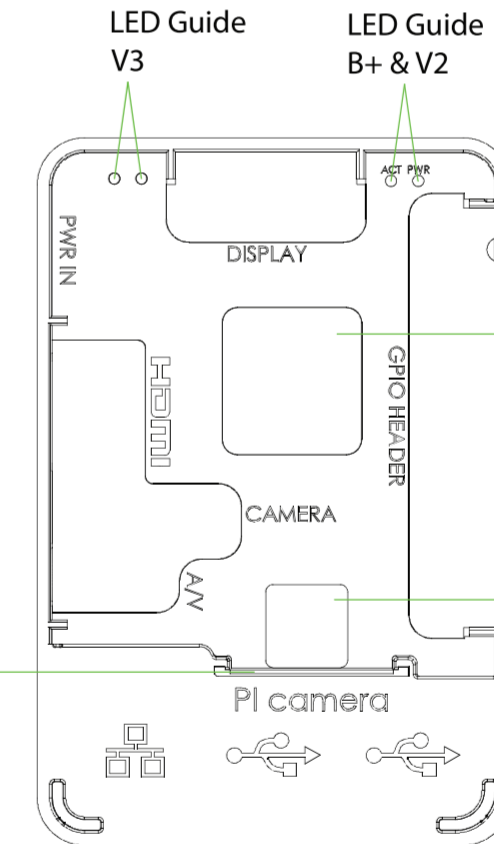
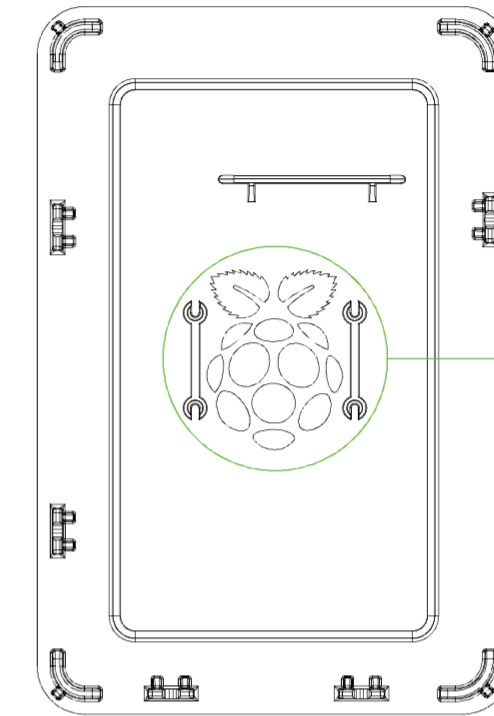
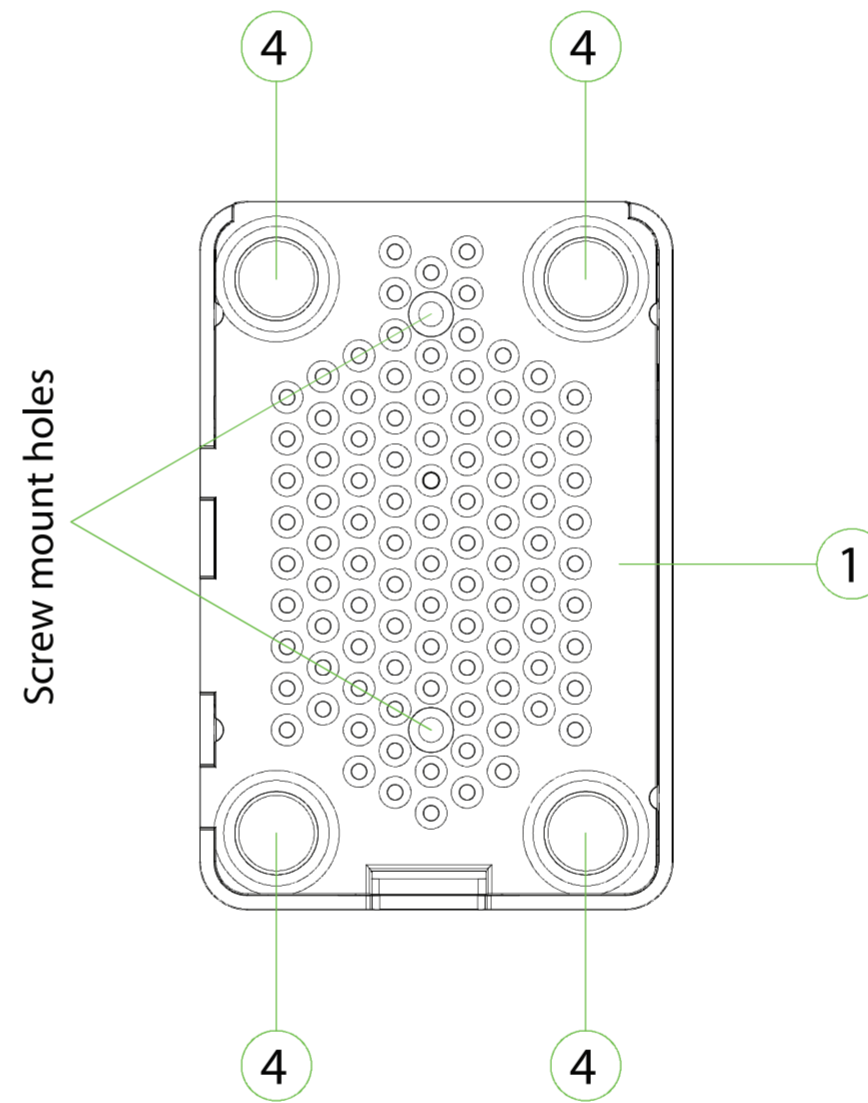
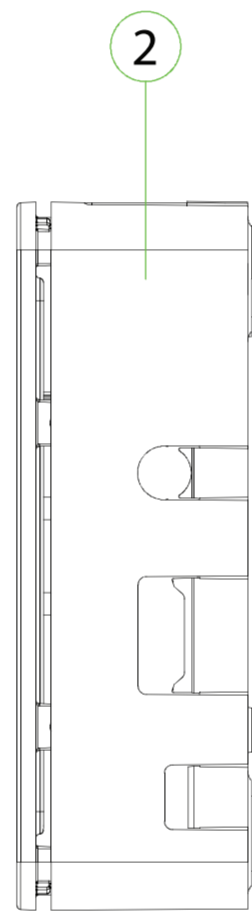
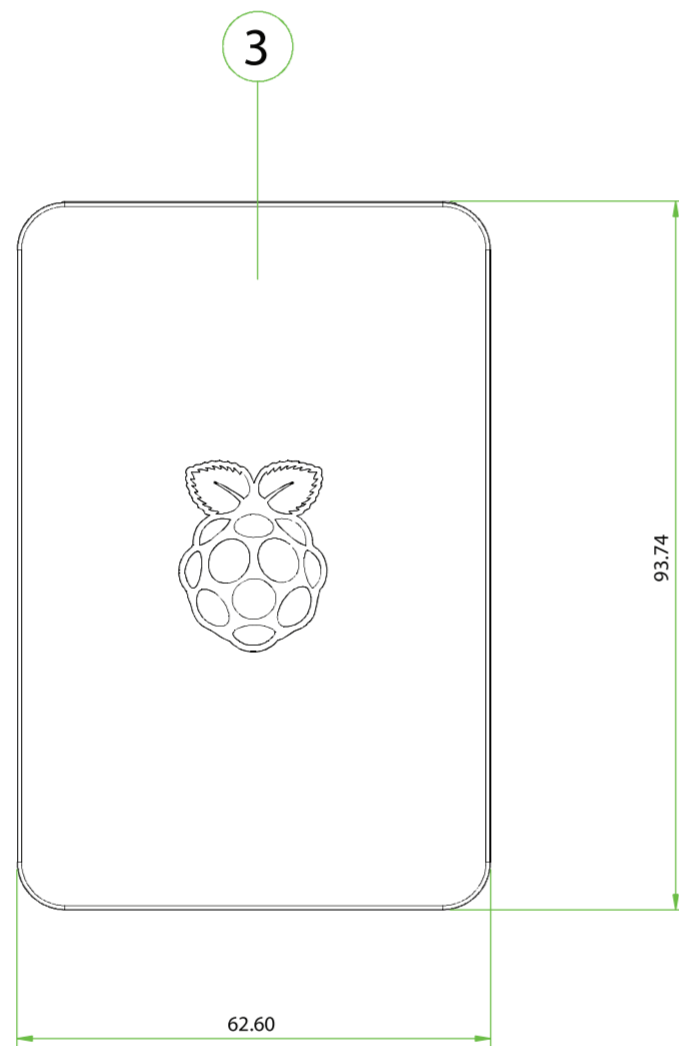
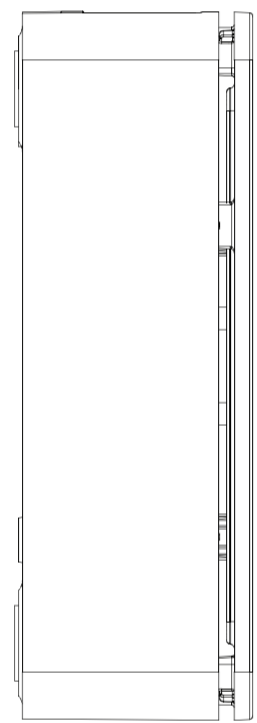
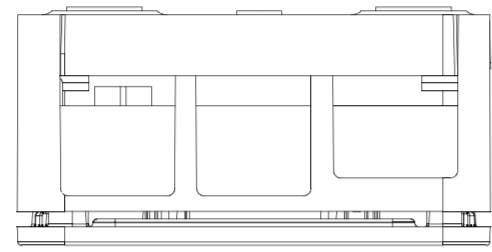


No.	PART NUMBER	DESCRIPTION	QTY	COMMENT
1	OND-1900031-01	BASE MOULDING	1	
2	OND-1900032-22	CENTRE BAND MOULDING	1	V3.0 LED Holes added
3	OND-1900033-01	TOP COVER MOULDING	1	
4	OND-1900008-01	ADHESIVE RUBBER FOOT	4	

NO.	REVISION	DATE / SIGNED
△	For Production Release.	29.07.14 TM
△	For Production Release. V3 Compatible.	29.02.16 TM



REFER TO 3D CAD DATA FOR TOOL MANUFACTURE

RoHS Compliant: Parts on this document must comply with the requirements and procedures specified in the RoHS compliant handbook - [www.rohs.gov.uk](http://www.rohs.gov.uk)

GENERAL TOLERANCE	
DIM'N	TOL. ±
0 → 6	0.08
7 → 30	0.1
31 → 120	0.2
121 → 300	0.3
301 → 600	0.4
601 → 1200	0.5

NO.	PART NO.	DESCRIPTION	MODEL NO.	MATERIAL	FINISH	QTY
1	ASM-1900036-21	CASE ASSEMBLY COLOUR = BLACK	RASPBERRY Pi B+ / V2 / V3	ABS UL94HB	TEXTURED & POLISHED	
			ALL DIMENSIONS IN mm UNLESS OTHERWISE STATED	SHEET 1 OF 1	THIRD	A2
DRAWN	CHECKED	APPROVED	SCALE	CAD DATA:		
TM 29.07.14	TM 29.07.14		1:1			