

HANDYSCOPE MODEL HS3 A Portable 100 MS/s Instrument Connected to USB 2.0 and USB 1.1



MOST Portable

TiePie engineering introduces the Handyscope HS3, a portable and compact MOST (Multimeter, Oscilloscope, Spectrum analyzer and Transient recorder). As two channel measuring device with a 100 MS/s sample rate, an 8-16 resolution and 128 Kbyte memory per channel, the Handyscope HS3 is the first MOST in the world which can be connected to a PC (USB2.0 and USB 1.1 compatible), without external power supply. The standard AWG (Arbitrary Waveform Generator) has a 14 bit resolution, 256 Kbyte memory and an output voltage of 0 to ± 12 Volt (24 Vpp). Because of the very extensive and accessible Windows based software, the user is offered many measuring possibilities

With good reason you can say the Handyscope HS3 is really "Plug in and Measure":

"Plug in" = connect one cable
"Measure" = read a SET file and measuring can start

Because of the availability of the four different measuring instruments: oscilloscope, spectrum analyzer, voltmeter and transient recorder, almost every measuring problem can be solved.

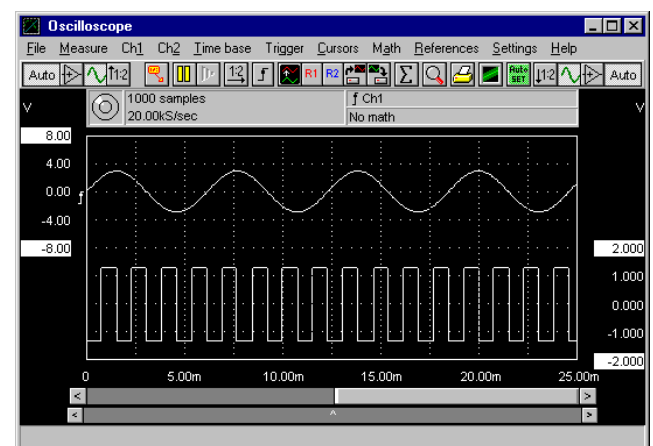
General

The interesting point of the Handyscope HS3 is that once it is connected to a standard PC, there are offered a lot of measuring options which are normally only obtained by using several instruments.

The range of applications for the Handyscope HS3 are fast signals; like serial communication, frequency regulators, TV signals as well as many low-frequency measuring applications like in industrial production machines, office automatization equipment (photocopier, telephone exchange), sensor measurements, mains voltage measurements, start-up current at motors, mains pollution measurements, checking slow running processes (e.g. room temperature, pressure and humidity), sound analyses, vibration measurements (like machines, buildings), trend measurements and single failure detection measurements.

Software

Besides the very good hardware qualities (100 MS/s sample speed, 0.2 up to 80 Volt input range, 8-16 bit resolution, 128 Kword memory per channel and fine trigger options), the Handyscope HS3 also has a powerful software pack. Because of all these qualities, there is no better measuring instrument, in the same pricing range and with the same possibilities, for sale in the world. The software is object oriented and has a built in option that prevents "jamming". Other strong points are that most adjustments graphically can be done by the mouse. You can "grab" the tips of the x-axis and y-axis scrollbars and "live" increase and decrease them. The diagrams are directly enlarged or reduced.

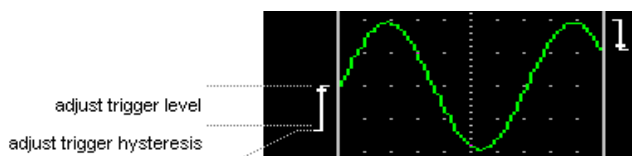


Instrument settings

The practical side of the software is that the "software instruments", for instance the oscilloscope and spectrum analyzer, are linked to each other. When in the oscilloscope the input sensitivity is changed, this is also immediately visible in the spectrum analyzer (and voltmeter). Striking are the extensive possibilities of the cross wires. A remarkable point is the auto correction option of the cross wires. Through this the cross wires are put in such a way that over a complete number of periods, for example the true RMS values are determined. Besides that, many time and voltage options are available with the cross wires. Naturally there can be stored an unlimited number of instrument settings to disk. These instrument settings can easily be read which also ensures the instrument is set properly.

Triggering

Besides the normal triggering there is also a window triggering. With this window triggering a trigger moment occur when the signal gets outside the set window. In combination with the AUTO-DISK function, it is very simple to measure the voltage dip or peak, which occasionally do occur.



A service technician for UPS systems is continuously measuring the mains voltage (=voltage of the public electricity network) with the Handyscope HS3. A minimum and maximum voltage have been setup, where the UPS has to activate. There is triggered with the AUTO-DISK function. When the mains voltage is cut off or if the voltage becomes too high, a triggering appears (the UPS system should enter into operation and there is measured how the mains voltage behaves during switching over). The measurement (with set number of pre and post samples) is saved to disk and measuring is automatically started again. After a certain time there is checked how the UPS responded on the mains voltage peaks and dips. Through this it could easily be checked whether the UPS did its job well.

Input range

The complete Handyscope HS3 gain and offset calibration is controlled by the software. The mechanical potentiometers are replaced by digital adjustable types. The gain and offset resolution can be adjusted better than 0.2%. Nice to know is that your own calibration files can be saved and read. For the Handyscope HS3, calibration files are available for other input range's. (e.g. an input range of 0.2 to 1.2 Volt with steps of 0.1 Volt). The minimum input range is 200 mVolt and the maximum input range is 80 Volt.

Resolution

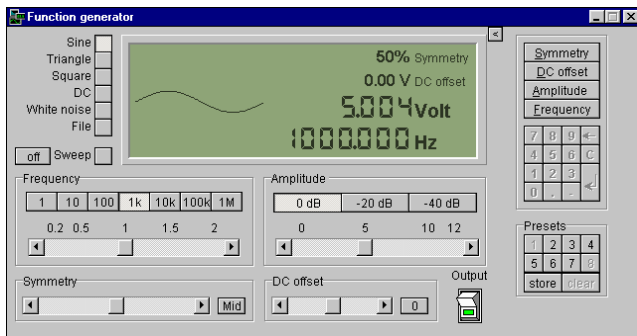
The Handyscope HS3 has a resolution range of 8 up to 16 bit.

Resolution	Signal/noise ratio	levels	Maximum sample frequency	percentage proportion
8	48dB	256	100 MHz	0,39%
12	72dB	4096	50 MHz	0,024%
14	84dB	16384	3.125 MHz	0,0061%
16	96dB	65535	195 kHz	0,0015%

Through the high flexible resolution it is possible to perform measurements to very fast signals. Because of the high resolution there can be performed good measurements when a large dynamic range is required. If for example you want to measure an interference of 40 mVolt on a sine wave with a 10 Volt amplitude, an 8 bit measuring device is not sufficient. Though with a 16 bit resolution the interference can be measured and analyzed well.

AWG

The standard AWG (Arbitrary Waveform Generator) has a 14 bit resolution. The output voltage is adjustable from 0 up to ± 12 Volt. There can be selected between three output range's; 0-120 mVolt, 0-1.2 Volt and 0-12 Volt. The amplitude of each output range can be adjusted with a resolution of 8192 steps. In the 120 mVolt range the amplitude can be adjusted with a resolution of 15 μ Volt.



The signal shape always has a 14 bit resolution. Besides that the AWG offset is variable from 0 up to ± 12 Volt. This adjustment also has a resolution of 8192 steps. Because the 14 bit resolution of the AWG it is possible to generate distortion free signals. It is also possible to generate a previous measured signal via de AWG. The AWG runs completely independent from the two measuring inputs.

DLL and personal software

The Handyscope HS3 DLL is delivered with several example programs (source code in Delphi, C++, Visual Basic), to easily write your own measuring application. The DLL also can be used in other developing environments, like Dasy-lab and Labview.

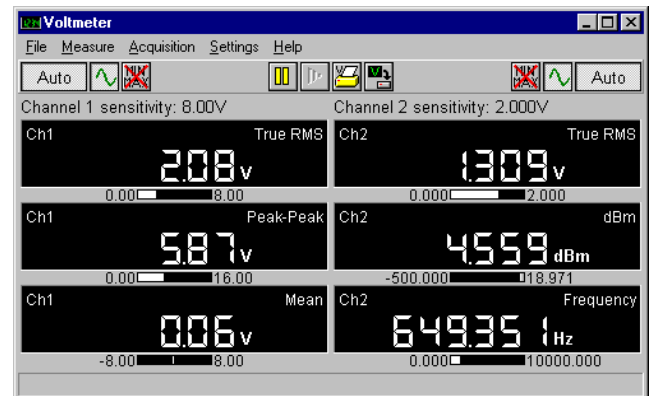
Because the software (and hardware) are completely developed and produced by TiePie engineering in the Netherlands, the TiePie engineers can simply (and fast) make adjustments.

Software updates can be downloaded free of charge from internet (<http://www.tiepie.nl>). The DLL's and the example measuring programs can also be downloaded from our web page free of charge (<http://www.tiepie.com>).

The information file is always in ASCII and can easily be read by other programs.

More than 2 channels

There can be connected more Handyscope HS3's to a PC. Using the Multi Channel software, multiple channels can be measured at the same time. A special cable interconnects the instruments and takes care of the synchronization.



Documentation

To document the measured values, there are three different tools available. For general documentation, there are three text lines of information printed on each printout. You can for example put your company name and address in these text lines. For measurement specific documentation, there are 240 characters available. There can be put "text balloons" at the measured signals. The text balloons can be configured to your own view. Both black-and-white as color printers are supported.

General comment

The Handyscope HS3 is a compact measuring device. Many people in the service departments have a laptop and like to use a compact and complete measuring device with it (instead of a separate oscilloscope, spectrum analyzer, transient recorder or voltmeter). The Handyscope HS3 meets that requirement very well. Besides that, easy (dis)connecting of the device is important. This makes that the Handyscope HS3 can be used by several people. Because a measuring device most of the time is not used every day, and the device has many settings possibilities, the SET file is a grateful tool

Data export

The measured data can easily be processed in a spreadsheet. Exporting data can be done in ASCII (CSV), so it can be read in a spreadsheet program. All instrument settings can be saved in SET files according the Windows INI file structure. By reading the SET file, the instrument is completely configured so the measurement can start immediately. Together with each data file an information file is stored. In the data file all measured samples (ASCII or binary) are saved. In the information file all instrument settings are saved.



for fast and good performance of the measurement. The SET file contains all instrument settings, so there can not be made a setting error. By making your own SET files, the inexperienced user still can directly carry out a complicated measurement without first adjusting the instrument. Furthermore, convenient copies for reportage can be made and measure values can be processed in external programs like spreadsheet programs.

Software and hardware updates

The Handyscope HS3 uses hardware which can be configured over and over again. The hardware configuration is controlled by the USB port. In this way it is possible to carry through hardware updates besides the software updates. With this option the user always has access to the latest hardware options. The hardware and software updates can be downloaded from our web site www.tiepie.nl free of charge.

Dimensions

The dimensions of the Handyscope HS3 (25 x 170 x 140mm) are comparable to a palm of the hand. Through this small dimensions, 25mm height, the Handyscope HS3 can simply be taken, since there is only required an USB connection to make the Handyscope HS3 work everywhere together with a laptop. So, an external power supply is not needed.

USB port

The Handyscope HS3 is connected to the USB port of a PC. The Handyscope HS3 supports both USB2.0 High Speed mode (480 Mbit/sec) and USB 1.1 Full Speed mode (12 Mbit/sec). Because of this, it should not give any problem when using the Handyscope HS3 on older PC's. Because the Handyscope HS3 is suitable for USB 2.0, a very high data transfer rate can be obtained.

Virtual instrumentation

TiePie engineering is one of the few manufacturers who is developing and selling virtual instruments for more than 20 years, over the whole world.

Price performance

The price performance of the Handyscope HS3 is that good that there is not a competitive device and you can fairly say the Handyscope HS3 is a "Plug in and Measure" device. Our advice: Let the Handyscope HS3 "look" at your measuring problems so they become visible to you too.

To conclude

What you just read means TiePie engineering is the only manufacturer on the world who has made a low power "high speed" and "high resolution" data acquisition device with AWG and very complete software. So, you might understand that we had to put a lot of technical knowledge together to bring the Handyscope HS3 on this level. The only thing you as user will notice is that you only have to connect one cable and can start measuring. Furthermore the data transfer from Handyscope HS3 to PC is kept very high (50 frames/sec) to get a "live" measuring feeling. Also, the software is developed in such a way (TiePie has more than fifteen years experience in the PC controlled measuring device field), that a wide audience can work with it (we sell to more than 74 countries and to a diversity of sectors).



Software specifications Handyscope model HS3

Oscilloscope

Display channels	CH1, CH2, CH1 and CH2
Display mode	
Envelope	On/Off
Averaging	1.. 256 averaging
Math mode	CH1+CH2, CH1-CH2, CH2-CH1
Polarity	Normal, Invert
Vertical position setting	200mV, 500mV, 1V, 2V, 5V, 10V, 20V, 40V, 80 V full scale
Vertical gain setting	0.25 to 8 magnifying
Input coupling	AC/DC
Time base minimum	20 days/div
Time base maximum	100nsec/div (model HS3-100MHz) 200nsec/div (model HS3-50MHz) 400nsec/div (model HS3-25MHz) 1µsec/div (model HS3-10MHz) 2µsec/div (model HS3-5MHz)
Time base gain	1 to 125 magnifying
Record length	1 to 131060 samples per channel
Record view scroll bar gain	1 to 125
Trigger mode	free run, auto, single, edge triggered, window, peak, external
Trigger system	two digital trigger levels, 4096 positions
Trigger source	CH1, CH2, External, Keyboard and Generator
Trigger level	0-100% full input range
Pre trigger	1 to 131060 samples per channel
Post trigger	1 to 131060 samples per channel
Trigger hysteresis	0 to 100% full input range
Trigger hysteresis resolution	0.025 % full scale
Auto disk measuring	1 to 1000 files
Auto setup	connect and show
Zooming	mouse window control, gain vertical and gain horizontal
Cursor system	two cursors, autotracking, auto correct points
Cursor mode	large cursors, small cursors
Cursor measurements:	rise time left rise time right sample time left sample time right sample time difference cursor frequency Voltage left Voltage right Voltage difference slew rate left slew rate right Phase difference in Degrees, Radials or cos()
Color settings	CH1, CH2, Ref CH1, Ref CH2, math, trigger, timebase, background, raster, cursors
Fonts	user selectable

Voltmeter

Display channels	CH1, CH2, CH1 and CH2
Display size	user selectable
Number of displays	1 to 6 user selectable
Frequency range	10 Hz to 10 MHz, model HS3-50 and HS3-100 10 Hz to 2 MHz, model HS3-10 and HS3-25 10 Hz to 500 kHz, model HS3-5
Full scale reading	2000 counts
Accuracy DC coupled	0.2% ±10 counts
Accuracy AC coupled	0.3 % ±10 counts(10 to 1 MHz) 0.7 % ±20 counts(1 MHz to 5 MHz) 2.5 % ±20 counts(5 MHz to 10 MHz) low frequency roll of frequency is 10 Hz



Handyscope HS3 general description

Measurements	True RMS, Peak-Peak, Mean, Max, Min, dBm, Power, Crest, Frequency, Duty cycle, Moment. value
Display mode	CH1, CH2, CH1*CH2, CH1/CH2, CH1-CH2, CH2-CH1, CH1+CH2, >the Hi, <then Lo, ><COMP, <> HI LO, MAX, MIN, LOG(CH1/CH2), LOG CH2/CH1)
Measure units	Volt, Amp, °C, °F, Watt, %, Meter, Coulomb, Hertz, Bar, user defined
Relative	CH1, CH2, user defined value
Sound settings	No sound, 100Hz, 200Hz, 500Hz, 1kHz, 2kHz, and 10 kHz
Data storing	direct on paper, on disk and on network
Acquisition hysteresis	used defined value

Transient recorder

Measuring channels	CH1, CH2, CH1 and CH2
Measuring points	1 to 131060
Measure time between to points	0.01 sec to 500 sec
Measure time span	21 min to 750 days
Measure mode	scroll mode or scan mode
Cursor readout	see oscilloscope
Time reference	time of start, time of measuring, time differency

Spectrum analyzer

Display channels	CH1, CH2, CH1 and CH2
Display mode	single shot, continuous
Measuring mode	max mode, standard mode
Vertical position setting	200mV, 500mV, 1V, 2V, 5V, 10V, 20V, 40V, 80 V full scale
Vertical gain setting	0.25 to 4 magnifying
Input coupling	AC/DC
Frequency axis	Logarithmic, linear, octaves or third octave
Octave range	22.1Hz to 22.6 kHz
Frequency range	0.01 Hz to 50 MHz (model HS3-100MHz) 0.01 Hz to 25 MHz (model HS3-50MHz) 0.01 Hz to 12.5 MHz (model HS3-25MHz) 0.01 Hz to 5 MHz (model HS3-10MHz) 0.01 Hz to 2.5 MHz (model HS3-5MHz)
Record length	32768 to 32 frequency components
Window functions	rectangular, Hanning, Hamming, Bartlett, Blackman, Parzen, Blackman-Harris
Averaging	1 to 256 measurements
Cursor readout	see oscilloscope
Total Harmonic Distortion	1 to 100 spectrums

Arbitrary Waveform Generator

Signal sources	sine, triangle, square DC white noise, user defined
Sweep	locked on spectrum analyzer
Frequency	0.01 Hz to 2 MHz
Amplitude	0 ± 12 V, max 50 mA
Symmetry	0 to 99 %
DC offset	0 ± 12 V
Presets	10 storage
Record length	256 Kwords



Hardware specifications Handyscope model HS3

Acquisition system

Number of input channels	2 analog
Resolution	8 bit ≤ 100 MS/s 12 bit ≤ 50 MS/s 14 bit ≤ 3.125 MS/s 16 bit ≤ 195 kS/s
Accuracy	0.2% ± 1 LSB
Sensitivity	±200mV, ±400mV, ±800mV, ±2V, ±4V, ±8V, ±20V, ±40V and ±80V full scale
Coupling	AC/DC
Impedance	1 MOhm / 30 pF
Protection	200 V (DC + AC peak < 10 kHz)
Bandwidth (-3dB)	DC to 50 MHz maximum
AC coupling cut off frequency (-3dB)	1 Hz with 1x probe
Maximum Sample rate	100 MS/s, 10 nsec (model HS3-100MHz) 50 MS/s, 20 nsec (model HS3-50MHz) 25 MS/s, 40 nsec (model HS3-25MHz) 10 MS/s, 100 nsec (model HS3-10MHz) 5 MS/s, 200 nsec (model HS3-5MHz)
Sampling source	internal, external
Internal sampling source	quartz
accuracy	±0,01%
stability	±100 ppm over -40°C to +85°C
Memory	0 - 131072 samples each channel

Arbitrary Waveform Generator (independant from acquisition system)

Resolution	14 bit @ 50 MS/s
Sample rate	50 MS/s
Bandwidth	DC to 2MHz
Impedance	50 Ohm
Coupling	DC
Output amplitude	-12 V .. 12 V
Amplitude step	0 - ±0.1 V range, 8192 steps ±0.1 - ±0.9 V range, 8192 steps ±0.9 - ±12 V range, 8192 steps
DC level	0 - ±12 V in 8192 steps
Waveforms	sine, triangle, square, DC, noise and user defined
Symmetry	1 - 99%, 1% steps
Memory	1 - 256 Kwords

Trigger system

System	digital, 2 levels
Source	CH1, CH2, AND, OR, digital external
Trigger modes	rising slope, falling slope, inside window, outside window
Level adjustment	0 - 100% of full scale
Hysteresis adjustment	0 - 100% of full scale
Resolution	0.025% (12 bits)
Pre trigger	0 - 131060 samples (0 - 100%, one sample resolution)
Post trigger	0 - 131060 samples (0 - 100%, one sample resolution)
Digital trigger input level	0 - 3.3 volt (5 V max)

Power Requirements

Power from USB port	500 mA max (2.5 W max)
Power via extention connector	1500 mA max (7.5 W max)



Physical

Instrument height	25mm (1 inch)
Instrument length	170mm (6.7 inch)
Instrument width	140mm (5.2 inch)
Cord length	1.8 meter (70 inch)
Instrument weight	480 gram (17 ounce)

I/O Connectors

Input Channel 1	BNC
Input Channel 2	BNC
Output AWG	BNC
USB	fixed cable with USB 2.0 and USB 1.1 type A connector
Extension connector	Sub-D 25 pins female

System Requirements

PC I/O connection	USB 2.0 High speed (480 Mbit/s) or USB 1.1 Full speed (12 Mbit/s)
Operating system	Windows 98/2000/ME/XP/Vista

Operating Environment

Ambient temperature	0 to 55 °C
Relative humidity	10 to 90% non condensing

Storage Environment

Ambient temperature	-20 to 70 °C
Relative humidity	5 to 95% non condensing

Certifications and Compliances

CE mark compliance	CE
--------------------	----

Package

Instrument	Handyscope HS3
Accessories	2 oscilloscope probes 1:1 - 1:10 switchable
Software	Windows 98/2000/ME/XP/Vista on CD
Drivers	Windows 98/2000/ME/XP/Vista on CD
Manual	color printed on paper and digital on CD

Ordering Handyscope model HS3

Order codes

Handyscope model HS3 full packaged 100 MHz	Handyscope HS3-100
Handyscope model HS3 full packaged 50 MHz	Handyscope HS3-50
Handyscope model HS3 full packaged 25 MHz	Handyscope HS3-25
Handyscope model HS3 full packaged 10 MHz	Handyscope HS3-10
Handyscope model HS3 full packaged 5 MHz	Handyscope HS3-5

Warranty

Handyscope all models	12 months starting from the date of shipment
-----------------------	--