



## USB Low Light Wide Angle Camera Module with Case

- 2MP Sony IMX291

SKU: B020201

### 1. Introduction

#### ■ About Arducam

Arducam has been a professional designer and manufacturer of SPI, MIPI, DVP and USB cameras since 2012. We also offer customized turnkey design and manufacturing solution services for customers who want their products to be unique.

#### ■ About this USB Camera

The B020201 is a new member of the Arducam's USB camera family. It's an 2MP, UVC compliant, wide angle, low light USB 2.0 camera with metal case. This USB camera is based on the 1/2.8" Sony IMX291 image sensor, and you can read more about its specs in the next chapter. Arducam also provides the sample application that demonstrates some of the features of this camera.

#### ■ About UVC

The B020201 is a UVC-compliant camera. The native UVC drivers of Windows, Linux and Mac should be compatible with this camera so that it does not require extra drivers to be installed.

#### ■ About Customer Service

If you need our help or want to customize other models of USB cameras, feel free to contact us at [support@arducam.com](mailto:support@arducam.com)

### 2. Specifications

#### ■ Camera

Sensor: 1/2.8" IMX291

Resolution: 2MP 1945H x 1109V

Data Format: MJPG/YUY2/H.264

Frame Rate: MJPG 30fps@1920 x 1080; YUY2 30fps@640 x 360.

#### ■ Lens

Field of View (FOV): D= 160°

Lens Mount: M12

Focusing Range: 6.56ft (2M) to infinity

IR Sensitivity: Integral IR filter, visible light only

#### ■ Functionality and Compatibility

Auto Controlled Features: Saturation, Contrast, Acutance, White balance, Exposure.

Audio: Dual microphones

System Compatibility: Windows, Linux, and Mac with UVC (Android compatibility: contact us for support.)

#### ■ Power

Power Supply: DC 5V

Working Current: MAX 300mA

#### ■ Physical

Operating Temp.: -4°F~167°F (-20°C~+75°C).

Dimension: 39x42mm

Cable Length: 3.3ft (1M)

### 3. Quick start

#### ■ How to download the program

Download the APP Amcap from the following link:

[www.arducam.com/downloads/app/AMCap.exe](http://www.arducam.com/downloads/app/AMCap.exe)

NOTE: Need USB Camera APP and connect adapter if used with Android device.

#### ■ How to connect the camera

Connect the one end of the USB 2.0 cable to the USB 2.0 connector provided on the back of B020201, and connect the other end to the USB 2.0 host controller on the computer.

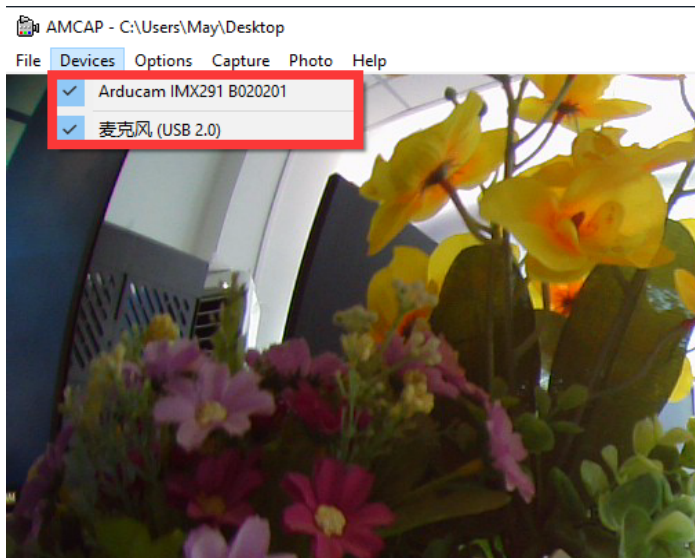
### 4. How to use the program (Windows demo only)

The Menu bar at the top of the shown image contains few menu items when the application is running. The current preview resolution and the frame rate are displayed on the bottom bar. The following sections describe each of the menu items in detail.

## ■ Menu>Devices

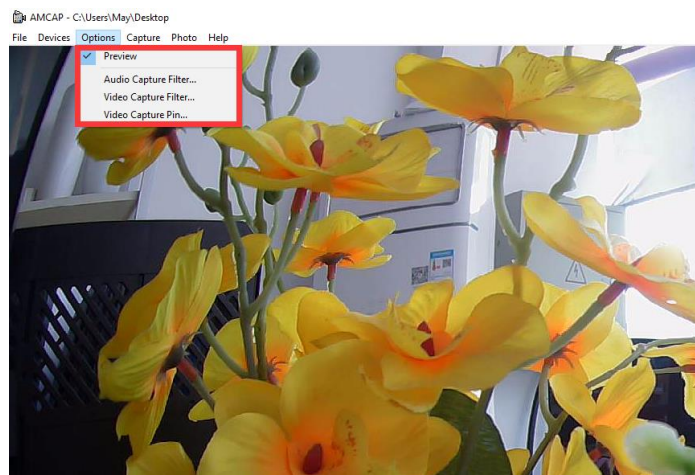
This menu will show the available video devices to host PC. The camera is named "Arducam IMX291 B020201 Camera".

This camera support capturing audio, so the menu shows the "麦克风 (Microphone) USB 2.0".

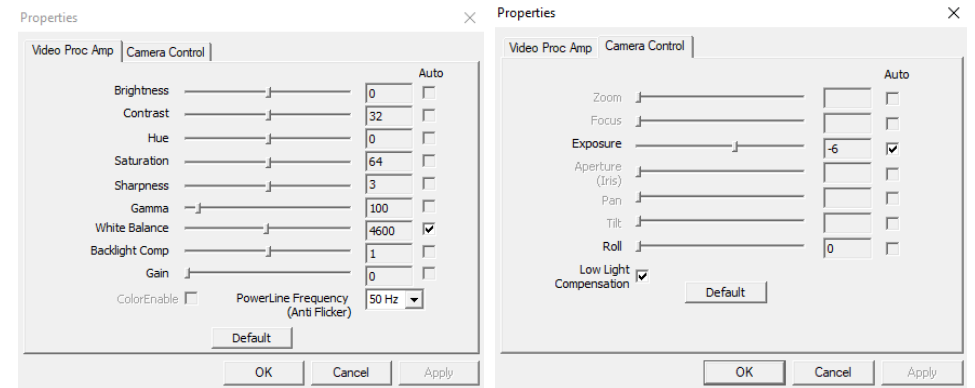


## ■ Menu> Options

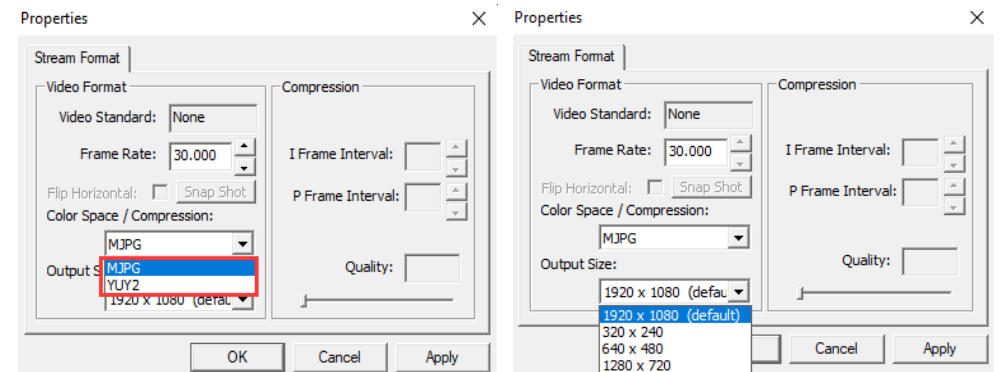
The options menu can be used to select the preview and audio and image parameters supported by this camera.



## - Video Capture Filter -> Video Proc Amp/Camera Control



## - Video Capture Pin



## ■ Menu> Capture

The capture menu is used to capture the still image and video by using this application. You can also select the related parameters.

NOTE: If you want to get the voice from the microphone, you need to select the option "Capture Audio" before capturing video.

