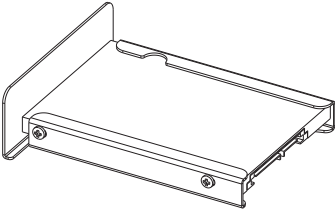


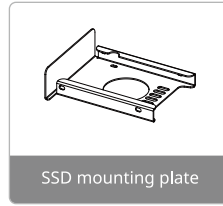
UCTRONICS

# Assembly Instruction

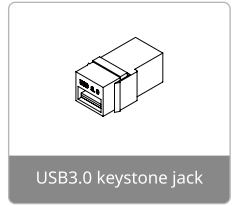
SKU: U6162



[www.uctronics.com](http://www.uctronics.com)



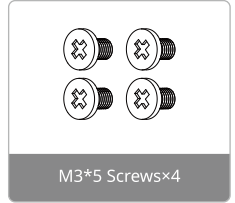
SSD mounting plate



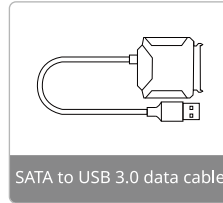
USB3.0 keystone jack




M2.5\*4 Screws\*2



M3\*5 Screws\*4

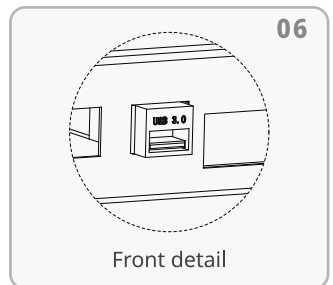
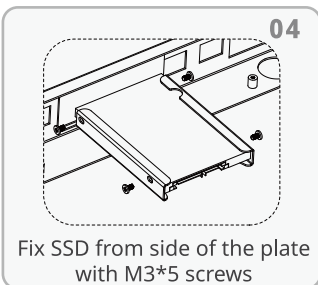
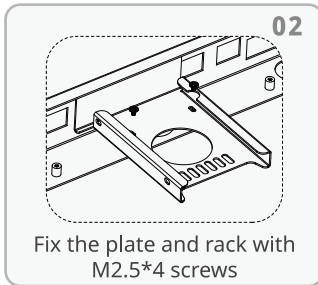


SATA to USB 3.0 data cable

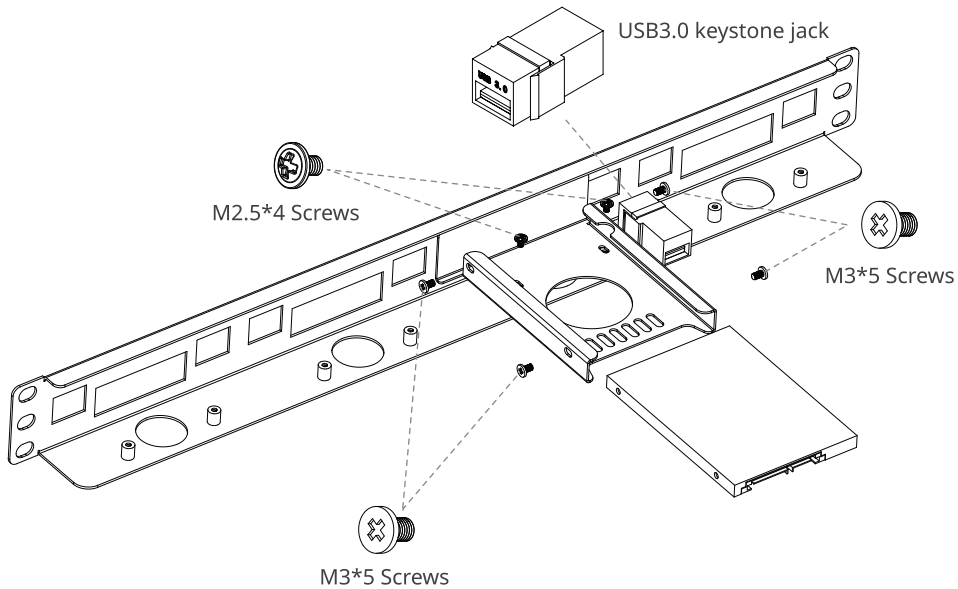


USB3.0 cable

## STEP



## EXPLODED VIEW



## CONNECT

### NOTE

1. This assembly instruction applies to 7mm thick SSDs, if you are using a 9mm ssd, it is recommended to flip it over for installation.
2. If you need to disassemble the SSD frequently, do not install the screw near the USB3.0 keystone jack.

